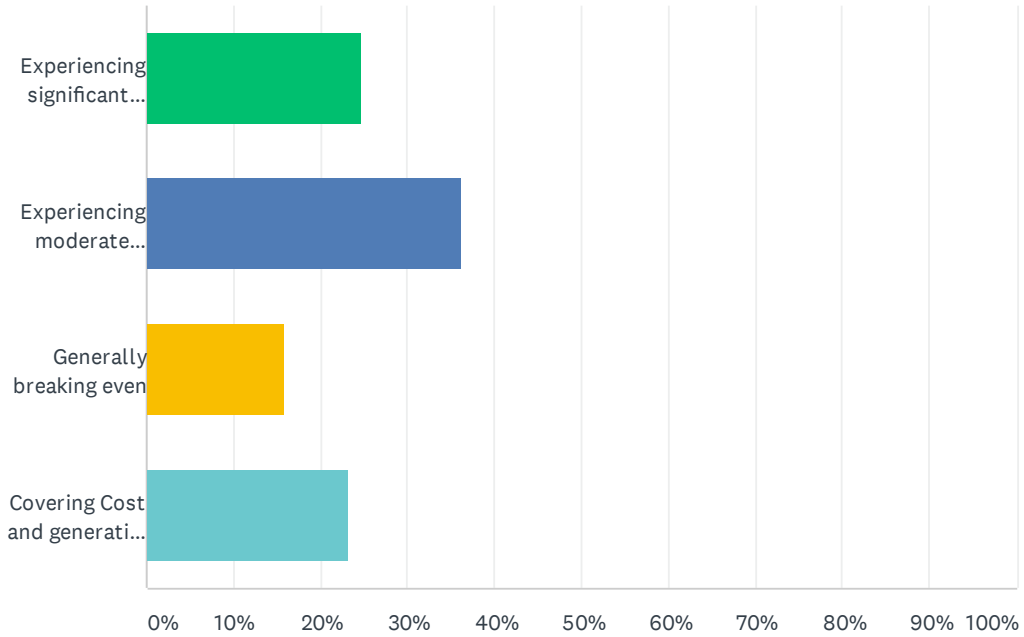


## Q1 Overall, how is your business doing?

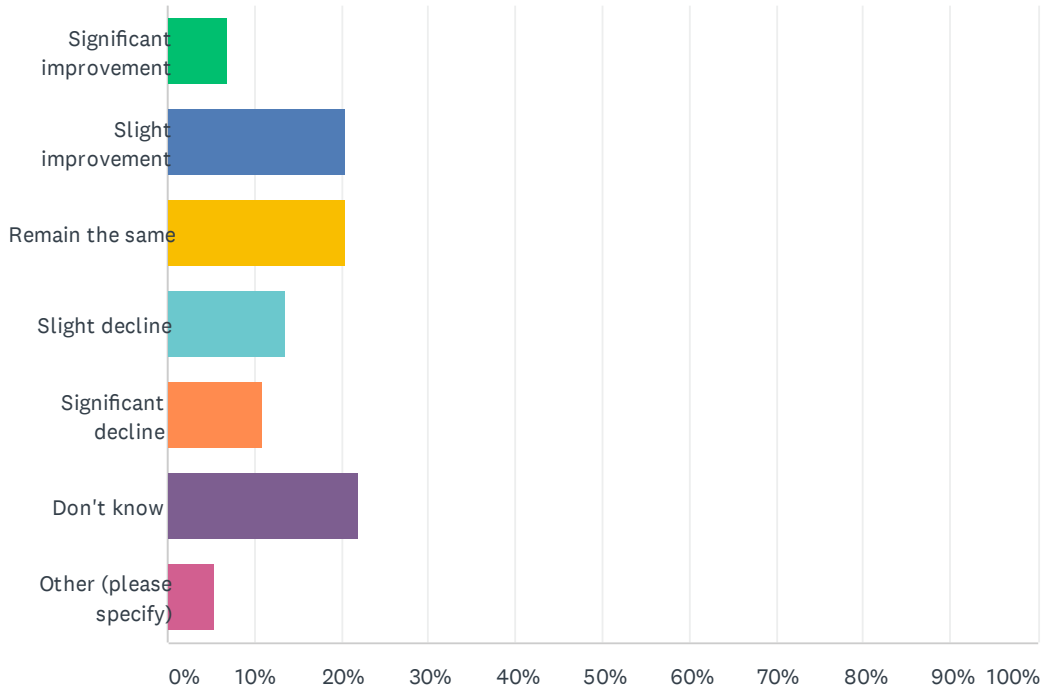
Answered: 69 Skipped: 4



ANSWER CHOICES	RESPONSES	
Experiencing significant revenue loss	24.64%	17
Experiencing moderate revenue loss	36.23%	25
Generally breaking even	15.94%	11
Covering Cost and generating profit	23.19%	16
<b>TOTAL</b>		<b>69</b>

## Q2 What is the economic outlook expectation for your business in 2021?

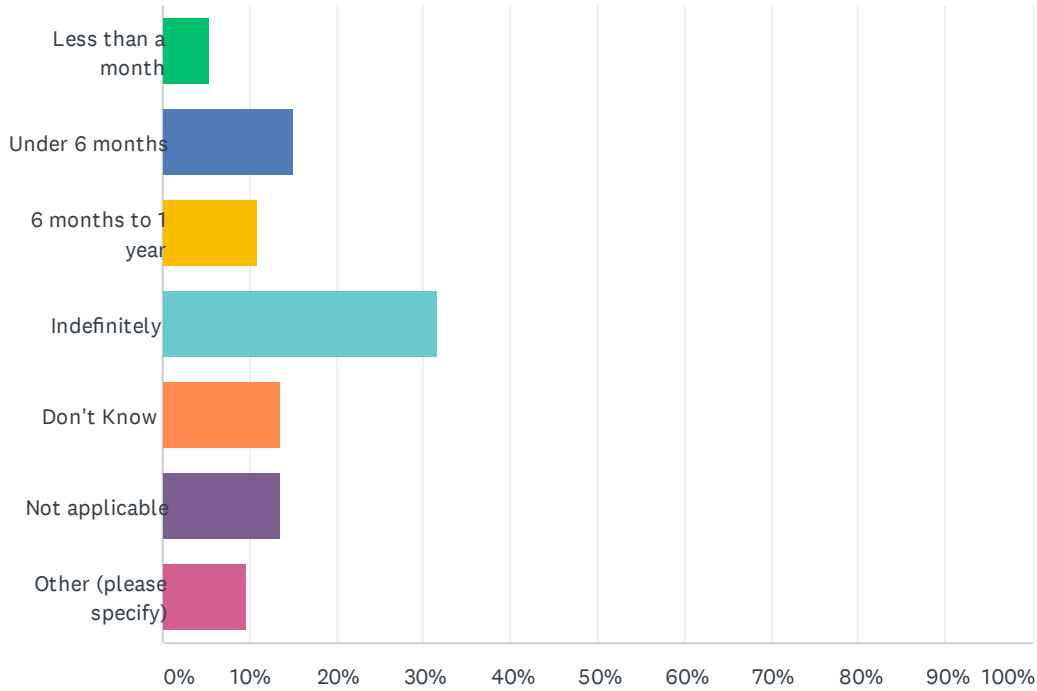
Answered: 73 Skipped: 0



ANSWER CHOICES	RESPONSES	
Significant improvement	6.85%	5
Slight improvement	20.55%	15
Remain the same	20.55%	15
Slight decline	13.70%	10
Significant decline	10.96%	8
Don't know	21.92%	16
Other (please specify)	5.48%	4
<b>TOTAL</b>		<b>73</b>

### Q3 How long do you believe your business can continue to operate amidst the current Stay Home, Stay Safe order without shutting down permanently?

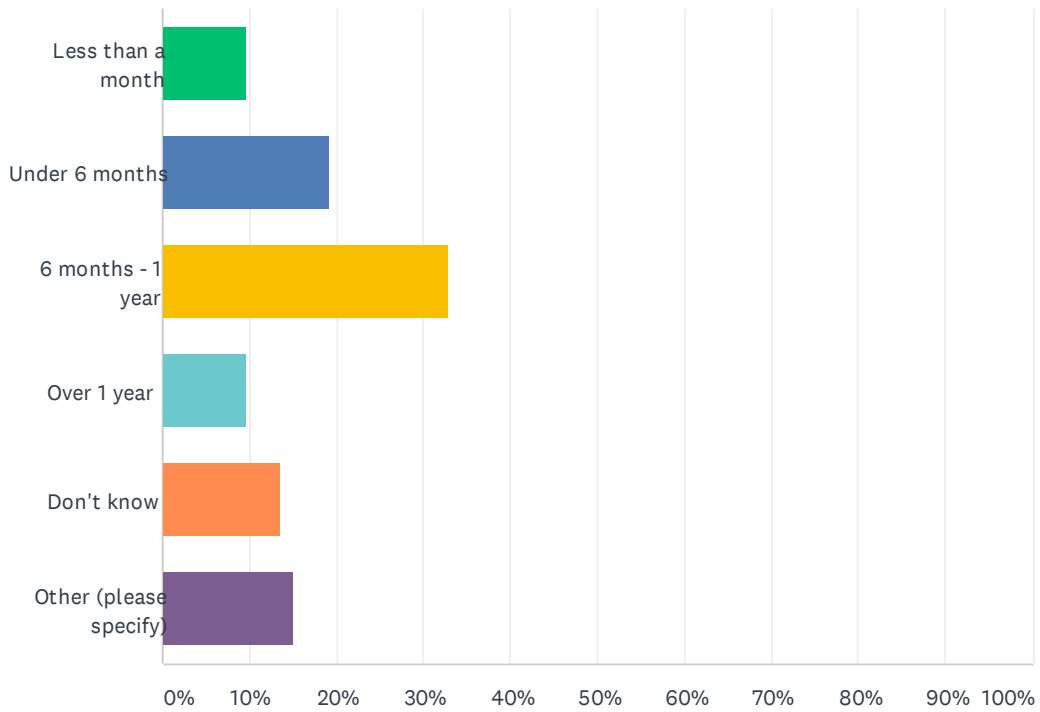
Answered: 73 Skipped: 0



ANSWER CHOICES	RESPONSES	
Less than a month	5.48%	4
Under 6 months	15.07%	11
6 months to 1 year	10.96%	8
Indefinitely	31.51%	23
Don't Know	13.70%	10
Not applicable	13.70%	10
Other (please specify)	9.59%	7
<b>TOTAL</b>		<b>73</b>

## Q4 How long would it take your business to fully recover if businesses were able to fully reopen tomorrow?

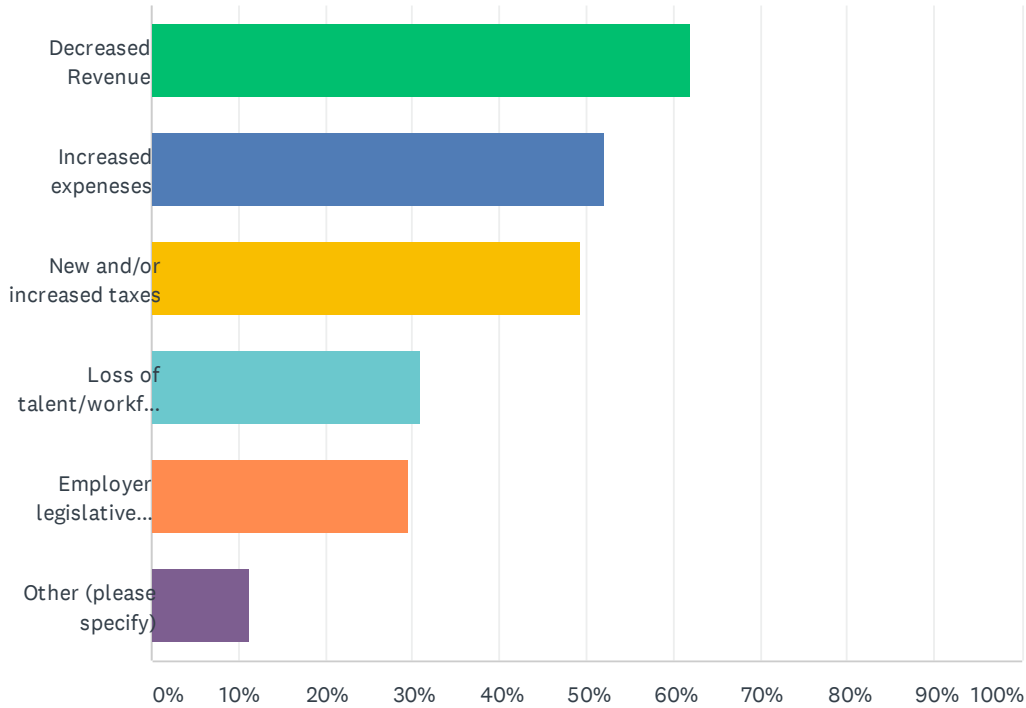
Answered: 73 Skipped: 0



ANSWER CHOICES	RESPONSES	
Less than a month	9.59%	7
Under 6 months	19.18%	14
6 months - 1 year	32.88%	24
Over 1 year	9.59%	7
Don't know	13.70%	10
Other (please specify)	15.07%	11
<b>TOTAL</b>		<b>73</b>

## Q5 Beyond the short-term impact of closures due to COVID, to what extent do you expect the following factors will affect your business during 2021?

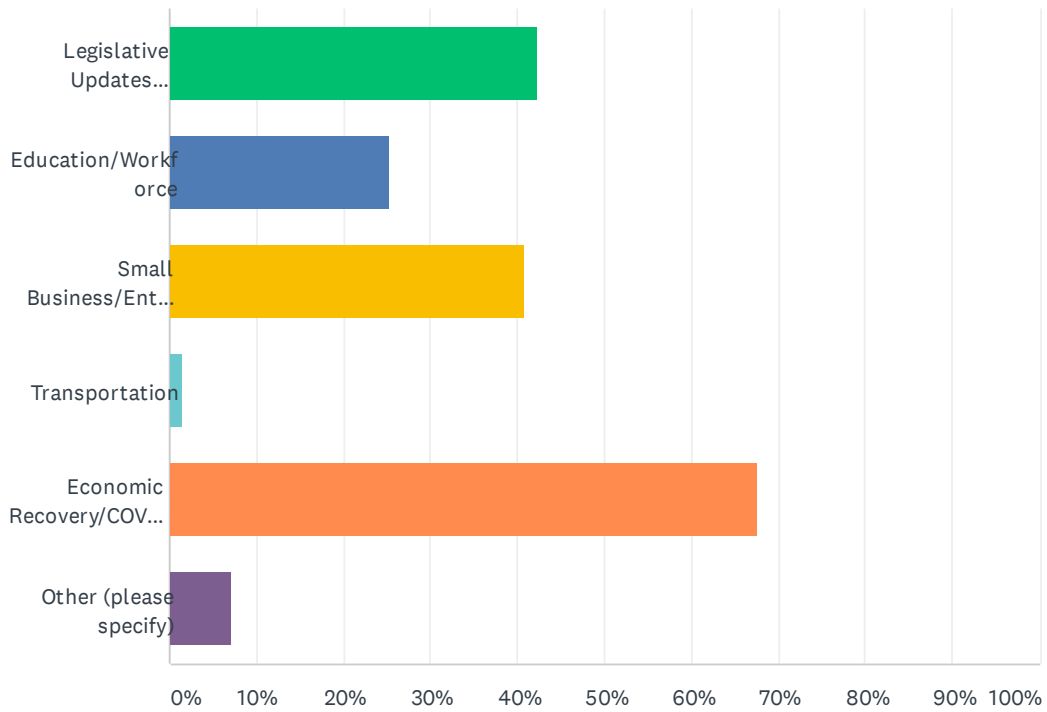
Answered: 71 Skipped: 2



ANSWER CHOICES	RESPONSES
Decreased Revenue	61.97% 44
Increased expenses	52.11% 37
New and/or increased taxes	49.30% 35
Loss of talent/workforce	30.99% 22
Employer legislative issues	29.58% 21
Other (please specify)	11.27% 8
Total Respondents: 71	

## Q6 What issues should be the primary focus of the Kelso Longview Chamber of Commerce?

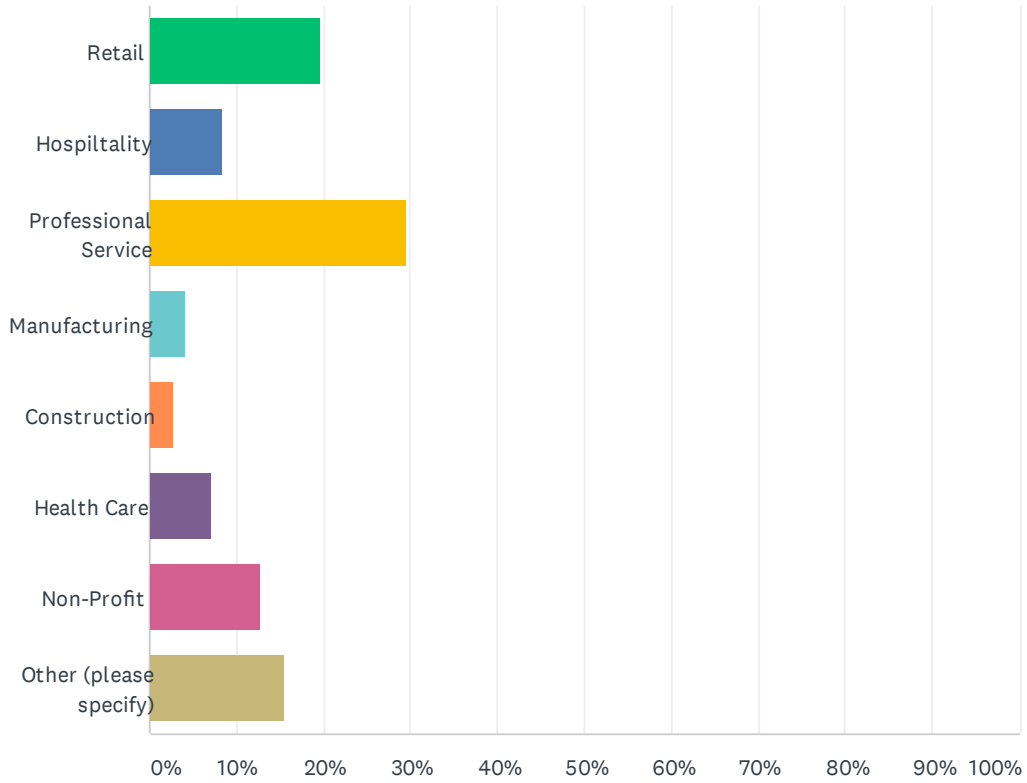
Answered: 71 Skipped: 2



ANSWER CHOICES	RESPONSES	
Legislative Updates (Government/taxing)	42.25%	30
Education/Workforce	25.35%	18
Small Business/Entrepreneurship	40.85%	29
Transportation	1.41%	1
Economic Recovery/COVID Relief	67.61%	48
Other (please specify)	7.04%	5
Total Respondents: 71		

## Q7 Please select the category best describes your business

Answered: 71 Skipped: 2



ANSWER CHOICES	RESPONSES	
Retail	19.72%	14
Hospitality	8.45%	6
Professional Service	29.58%	21
Manufacturing	4.23%	3
Construction	2.82%	2
Health Care	7.04%	5
Non-Profit	12.68%	9
Other (please specify)	15.49%	11
<b>TOTAL</b>		<b>71</b>